

Dr. Dave's Guide to Acing the College Paper

Writing a college paper can be a daunting task, but it doesn't have to be. With the right guidance, you can learn how to write a paper that will impress your professors and get you the grade you want.

This guide will provide you with everything you need to know to write a successful college paper, from choosing a topic to writing the final draft. We'll cover all the essential steps, including:

- Choosing a topic
- Conducting research
- Organizing your paper
- Writing the
- Writing the body paragraphs
- Writing the
- Editing and proofreading

We'll also provide you with helpful tips and advice throughout the guide. So whether you're a first-year student or a graduating senior, this guide will help you write better college papers.


Sin Boldly!: Dr. Dave's Guide To Acing The College

Paper by David R. Williams

★★★★☆ 4.1 out of 5

Language : English

File size : 1729 KB



Text-to-Speech	: Enabled
Screen Reader	: Supported
Enhanced typesetting	: Enabled
Word Wise	: Enabled
Print length	: 241 pages



The first step in writing a college paper is choosing a topic. This is an important decision, so take your time and choose a topic that you're interested in and that you think you can write well about.

Here are a few tips for choosing a topic:

- **Start by brainstorming.** What are you interested in? What do you know about? What do you have experience with?
- **Once you have a few ideas, narrow them down by considering the following factors:**
 - **The scope of the topic.** Is it too broad or too narrow?
 - **The availability of sources.** Will you be able to find enough information to support your paper?
 - **Your own knowledge and expertise.** Do you know enough about the topic to write a well-informed paper?
- **Once you've chosen a topic, make sure to get it approved by your professor.**

Once you've chosen a topic, it's time to start conducting research. This is the process of gathering information to support your paper.

There are a number of different ways to conduct research, including:

- **Reading books and articles.** This is a good way to get an overview of your topic and to find out what other scholars have said about it.
- **Searching the internet.** There is a wealth of information available online, but be sure to evaluate the credibility of the sources you find.
- **Interviewing experts.** This can be a great way to get first-hand information from people who are knowledgeable about your topic.
- **Conducting your own experiments or surveys.** This is the most time-consuming type of research, but it can also be the most rewarding.

Once you've gathered your information, it's time to start organizing it.

The next step in writing a college paper is organizing your paper. This means creating an outline and deciding what information will go in each section of your paper.

Here is a basic outline for a college paper:

-
- **Body paragraphs**
 - **Topic sentence**

- **Supporting evidence**

The should introduce your topic and state your thesis statement. The body paragraphs should each focus on a different aspect of your topic and provide evidence to support your thesis statement. The should summarize your main points and restate your thesis statement.

Once you've organized your paper, it's time to start writing.

The is the first thing your reader will see, so it's important to make a good impression. The should:

- **Grab the reader's attention.** You can do this by using a startling statistic, a thought-provoking question, or a personal anecdote.
- **Introduce your topic.** Briefly explain what your paper is about and why it's important.
- **State your thesis statement.** This is the main argument of your paper. It should be a clear and concise statement that can be easily supported by evidence.

The body paragraphs are the heart of your paper. This is where you will present your evidence and support your thesis statement.

Each body paragraph should focus on a different aspect of your topic. The topic sentence should state the main point of the paragraph, and the

supporting evidence should provide specific examples, facts, or statistics to support your point.

Be sure to transition smoothly from one body paragraph to the next. You can do this by using transition words or phrases, such as "In addition," "However," or "Furthermore."

The is your chance to wrap up your paper and restate your thesis statement. The should:

- **Summarize your main points.** Briefly recap the main points of your paper.
- **Restate your thesis statement.** This is your chance to drive home your main argument.
- **Leave the reader with a lasting impression.** You can do this by offering a call to action, a thought-provoking question, or a personal reflection.

Once you've finished writing your paper, it's important to edit and proofread it carefully. This will help you to catch any errors in grammar, spelling, or punctuation.

Here are a few tips for editing and proofreading your paper:


- **Take a break from your paper before you edit it.** This will help you to see your paper with fresh eyes.
- **Read your paper aloud.** This will help you to catch any awkward phrasing or errors in grammar.

- **Use a spell checker and grammar checker.** This can help you to catch any errors that you might have missed.
- **Ask someone else to proofread your paper.** This can be a friend, a family member, or a tutor.

Writing a college paper can be a challenge, but it's also a rewarding experience. By following the steps outlined in this guide, you can learn how to write a paper that will impress your professors and get you the grade you want.

Remember, the key to success is to start early and to take your time. Don't wait until the last minute to start writing your paper. And don't be afraid to ask for help if you need it.

With a little effort, you can write a college paper that you're proud of.




Sin Boldly!: Dr. Dave's Guide To Acing The College

Paper by David R. Williams

★★★★☆ 4.1 out of 5


Language : English
File size : 1729 KB
Text-to-Speech : Enabled
Screen Reader : Supported
Enhanced typesetting : Enabled
Word Wise : Enabled
Print length : 241 pages





Lancelot Bernard Lee Deleo: A Legendary Guitarist in Modern Rock Music

Lancelot "Lanny" Bernard Lee Deleo is a legendary guitarist and co-founder of the iconic alternative rock band Stone Temple Pilots. His exceptional musicianship,...



Operation Flight Nurse: Real Life Medical Emergencies in the Skies

Operation Flight Nurse is a critical and highly specialized program within the United States Air Force that provides...