


# Navigating the Graduate School Maze: A Comprehensive Guide to Writing a Stellar Writing Sample

Embarking on the journey to graduate school requires meticulous preparation, and crafting a captivating writing sample stands as a cornerstone of the application process. This writing sample serves as a testament to your academic prowess, critical thinking abilities, and writing skills. This comprehensive guide will provide you with a step-by-step roadmap to crafting a compelling writing sample that will set you apart from the competition.



## 4 Steps to the Graduate School Writing Sample: A short guide to developing a writing sample for admission to a US graduate program in the humanities (Winning applications Book 2) by Tim Perse

★★★★★ 5 out of 5

Language : English  
File size : 188 KB  
Text-to-Speech : Enabled  
Screen Reader : Supported  
Enhanced typesetting : Enabled  
Word Wise : Enabled  
Print length : 46 pages  
Lending : Enabled



## Step 1: Understand the Program's Requirements

Before embarking on the writing process, it is imperative to thoroughly research the graduate programs you are applying to. Carefully examine their websites and admission requirements to ascertain their specific expectations for the writing sample. This may include stipulations regarding length, format, topic, and submission guidelines. Aligning your writing sample with these requirements demonstrates your attention to detail and adherence to instructions.

## **Step 2: Choose a Topic that Showcases Your Strengths**

The selection of your writing sample topic is of paramount importance. It should highlight your strengths, interests, and suitability for the graduate program. Consider the following strategies:

- **Research your field of interest:** Explore topics that align with your academic pursuits and research interests. This will not only demonstrate your passion for the subject but also your ability to conduct in-depth research.
- **Showcase your writing skills:** Select a topic that allows you to showcase your writing prowess, including your ability to organize thoughts, construct persuasive arguments, and employ effective writing techniques.
- **Consider the program's focus:** Research the program's specific areas of focus and tailor your topic accordingly. This demonstrates your understanding of the program's objectives and your alignment with their interests.

## **Step 3: Develop a Strong Thesis Statement**

The thesis statement serves as the backbone of your writing sample and should succinctly capture the main argument or idea you will present. It should be clear, concise, and debatable, providing a roadmap for the reader to follow throughout your essay.

#### **Step 4: Conduct Thorough Research**

Once you have a solid thesis statement, embark on a comprehensive research journey. Gather credible sources from academic journals, books, and reputable websites to support your arguments. Proper citation and referencing are essential for academic integrity and demonstrate your ability to engage with scholarly literature.

#### **Step 5: Organize Your Essay Logically**

A well-organized essay guides the reader through your ideas in a coherent and logical manner. Consider employing a traditional five-paragraph essay structure, which includes an , three body paragraphs, and a . Each body paragraph should present a distinct argument or point supporting your thesis.

#### **Step 6: Write Captivating Prose**

Your writing sample should not only convey your ideas but also engage the reader. Utilize vivid language, persuasive techniques, and clear transitions to create a compelling narrative. Avoid jargon or overly technical terms that may alienate the reader.

#### **Step 7: Seek Feedback and Revise**

Once you have a draft, seek constructive feedback from professors, writing tutors, or peers. Their insights will help you identify areas for improvement,

strengthen your arguments, and refine your writing style. Be open to suggestions and incorporate them thoughtfully to enhance the overall quality of your writing sample.

## Step 8: Proofread Carefully

Before submitting your writing sample, meticulously proofread it for any errors in grammar, spelling, punctuation, and formatting. Attention to detail demonstrates your professionalism and commitment to presenting a polished and error-free document.

Crafting a stellar graduate school writing sample is an iterative process that requires careful planning, diligent research, and unwavering attention to detail. By following the steps outlined in this guide, you can create a writing sample that will showcase your academic abilities and leave a lasting impression on admission committees. Remember, your writing sample is an opportunity to present yourself as a capable and motivated candidate who is well-prepared for the rigors of graduate-level study. With dedication and a commitment to excellence, you can write a writing sample that will open doors to the graduate program of your dreams.




### **4 Steps to the Graduate School Writing Sample: A short guide to developing a writing sample for admission to a US graduate program in the humanities (Winning applications Book 2)** by Tim Perse

★★★★★ 5 out of 5


Language : English  
File size : 188 KB  
Text-to-Speech : Enabled  
Screen Reader : Supported  
Enhanced typesetting : Enabled  
Word Wise : Enabled

Print length : 46 pages  
Lending : Enabled



## Lancelot Bernard Lee Deleo: A Legendary Guitarist in Modern Rock Music

Lancelot "Lanny" Bernard Lee Deleo is a legendary guitarist and co-founder of the iconic alternative rock band Stone Temple Pilots. His exceptional musicianship,...



## Operation Flight Nurse: Real Life Medical Emergencies in the Skies

Operation Flight Nurse is a critical and highly specialized program within the United States Air Force that provides...