


Paracord Projects for Camping and Outdoor Survival: Unleash Your Inner Knotsman and Embark on Thrilling Adventures

Paracord, the ultimate survival tool, is a versatile and durable cord that has gained immense popularity among outdoor enthusiasts, campers, and survivalists alike. With its exceptional strength, lightweight design, and countless uses, paracord has become an indispensable item for those embarking on wilderness expeditions. This comprehensive guide will delve into the captivating world of paracord projects, offering an array of creative and practical applications that will enhance your camping and outdoor survival experiences.

What is Paracord?

Paracord, or parachute cord, is a lightweight nylon cord originally used in military applications for suspension lines during World War II. It is composed of multiple strands of twisted nylon fibers, which give it remarkable strength and durability. Paracord typically comes in two thicknesses: Type I, with a breaking strength of 350 pounds, and Type III, with a breaking strength of 550 pounds. Its versatility and affordability have made paracord a staple in the gear of adventurers and outdoorsmen.



Paracord Projects for Camping and Outdoor Survival: Practical and Essential Uses for the Ultimate Tool in

Your Pack by Jean Markale

★★★★☆ 4.4 out of 5

Language : English

File size : 55631 KB

Text-to-Speech : Enabled

Screen Reader : Supported
Enhanced typesetting: Enabled
X-Ray : Enabled
Word Wise : Enabled
Print length : 547 pages



Essential Knots for Paracord Projects

Before embarking on paracord projects, it is imperative to master the fundamental knots that will secure your creations. Here are five essential knots for getting started:

* **Square Knot (Reef Knot):** This basic knot is used for joining two pieces of cord together or creating a loop. * **Bowline Knot:** A strong and secure knot for creating a non-slip loop that will not tighten under load. * **Taut-line Hitch:** A versatile knot that allows you to adjust the tension on a line, making it ideal for setting up shelters or hanging gear. * **Prusik Knot:** A friction hitch used for ascending or descending ropes, creating pulleys, and securing gear. * **Trucker's Hitch:** A reliable knot for securing cords to objects, such as securing a tarp to a tree or attaching a hammock to a support.

Paracord Projects for Camping and Outdoor Survival

With a sturdy paracord and a few basic knots, you can unleash your creativity and embark on a wide range of paracord projects that will enhance your outdoor experiences.

1. Paracord Bracelet

A paracord bracelet is not only a stylish accessory but also a functional survival tool that provides several feet of strong cord in a compact and easily accessible form. Follow these simple steps to create your own paracord bracelet:

* **Materials:** 550 paracord (approximately 8-10 feet), buckle, scissors, lighter * **Instructions:** Fold the paracord in half, bringing the ends together through the buckle. Create a loop with one end and feed it through the other end, tightening it. Continue braiding the paracord until it reaches the desired length. Secure the ends with a square knot, trim any excess cord, and melt the ends to prevent fraying.

2. Paracord Key Chain

A paracord key chain is a convenient and durable way to keep your keys organized and within reach while exploring the outdoors. Here's how to make your own:

* **Materials:** 550 paracord (approximately 3 feet), key ring, scissors, lighter * **Instructions:** Double the paracord and fold it in half, bringing the ends together through the key ring. Tie a square knot on one side of the ring. Braiding the cord until it reaches the desired length. Finish with a square knot on the other side, trim excess cord, and melt the ends to prevent fraying.

3. Paracord Hammock

A paracord hammock is a lightweight and portable shelter that provides a comfortable and relaxing place to rest in the wilderness. Here's a guide to creating your own:

* **Materials:** 550 paracord (approximately 100-150 feet), two trees or sturdy supports, scissors * **Instructions:** Determine the desired length of your hammock and cut two equal lengths of paracord. Tie one end of each cord to a tree or support. Create a series of loops along each cord, spacing them evenly. Interweave the cords to form a net-like structure that will support your weight.

4. Paracord First Aid Kit

A paracord first aid kit is a compact and efficient way to carry essential medical supplies in the wilderness. Follow these steps to create your own:


* **Materials:** 550 paracord (approximately 6 feet), small container (e.g., pillbox, Altoids tin), first aid supplies (e.g., bandages, antiseptic wipes, pain relievers) * **Instructions:** Cut the paracord into two equal lengths. Tie one end of each cord to the container. Wrap the cord around the container, creating a secure and adjustable closure. Fill the container with your desired first aid supplies.

5. Paracord Survival Whistle

A paracord survival whistle is a compact and reliable way to signal for help in an emergency. Here's how to make one:

* **Materials:** 550 paracord (approximately 2 feet), small whistle, scissors * **Instructions:** Fold the paracord in half and bring the ends together through the whistle. Tie a square knot on one side of the whistle. Slide the paracord through the whistle's lanyard hole and tie a square knot on the other side. Trim excess cord and melt the ends to prevent fraying.

Paracord projects offer countless opportunities to enhance your camping and outdoor survival experiences. With a few basic knots and a little creativity, you can create a wide range of useful and durable items that will empower you to navigate the wilderness with confidence. Embrace the versatility of paracord, unleash your inner knotsman, and embark on thrilling adventures where your creations serve as essential tools for survival and exploration.




Paracord Projects for Camping and Outdoor Survival: Practical and Essential Uses for the Ultimate Tool in Your Pack

by Jean Markale


★★★★☆ 4.4 out of 5

Language : English
File size : 55631 KB
Text-to-Speech : Enabled
Screen Reader : Supported
Enhanced typesetting : Enabled
X-Ray : Enabled
Word Wise : Enabled
Print length : 547 pages



Lancelot Bernard Lee DeLeo: A Legendary Guitarist in Modern Rock Music

Lancelot "Lanny" Bernard Lee DeLeo is a legendary guitarist and co-founder of the iconic alternative rock band Stone Temple Pilots. His exceptional musicianship,...



Operation Flight Nurse: Real Life Medical Emergencies in the Skies

Operation Flight Nurse is a critical and highly specialized program within the United States Air Force that provides...